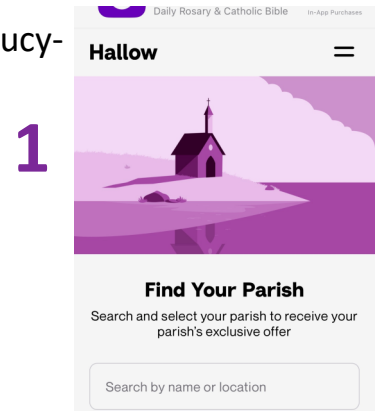
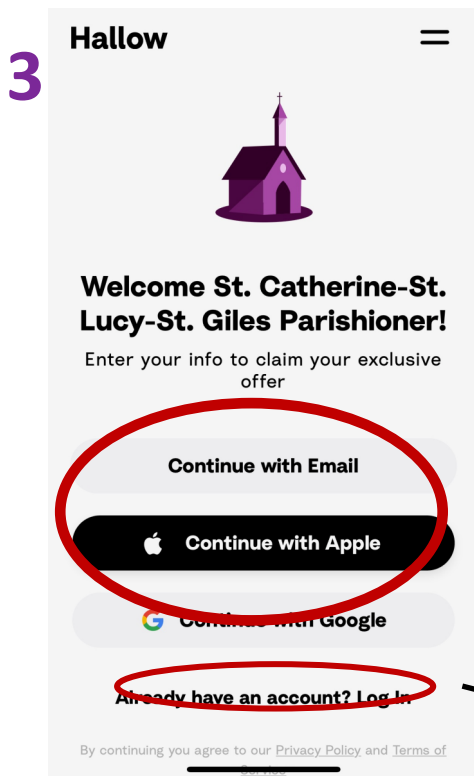
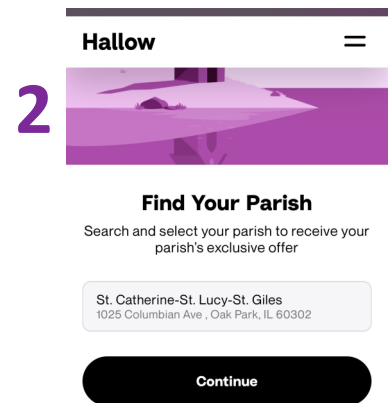


How to sign up for the FREE Hallow App Parish subscription!

1. Go to www.hallow.com/holyday and search for St. Catherine-St. Lucy-St. Giles in the “find your parish” box



2. Select St Catherine-St. Lucy-St. Giles and hit “Continue”.

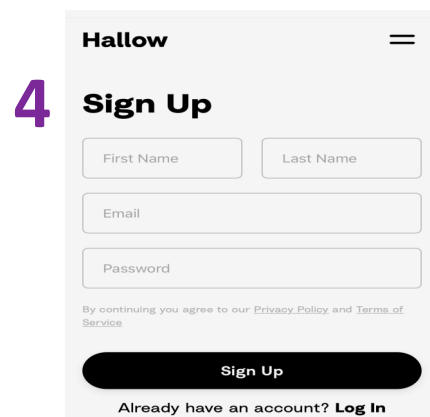


3. You will see a welcome screen! If you are an existing Hallow app user, login under “Already have an account”. If you have never used the app before, pick a way to sign up (using your email and creating a password might be easiest unless you are familiar with the other methods).

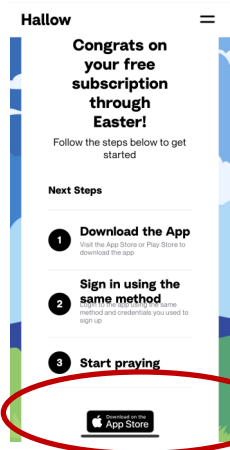
Click on one of these to sign up if you have not used Hallow before.

Use this if you already have an account.

4. Click on “signup by email” - Put in your name, email, and create a password..




5



5. You will see a congratulations page!
Then, download the app from the app store—you can click that button

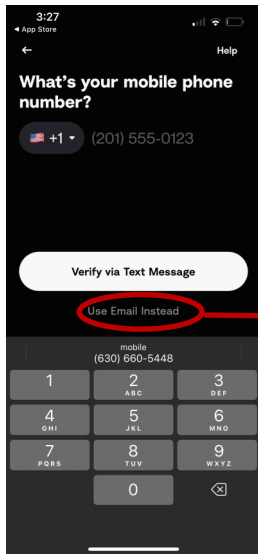
6



6. Open the app and log in ****THE SAME WAY you signed up****

If you signed up with email, click on “continue with phone or email.”

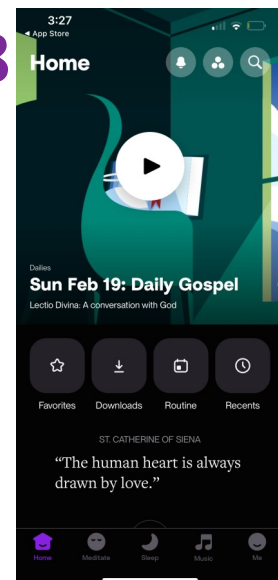
7



7. If you see this screen, **DO NOT put in your phone number and verify with text message** . Click on Verify with email instead.

CLICK HERE!!

8



8. Start Praying!!